



HF & NFC Inlay

15 × 32 mm

[AI]



13.56 MHz RFID Transponder Inlay

Product codes:


L15-015032B11-xxx [23.5 pF]

L15-015032D11-xxx [70 pF]



LUX-IDent s.r.o. – headquarters [production, sales, R & D]
Tovární 368, 563 01 Lanškroun, Czech Republic
Tel.: +420 465 352 500
e-mail: smart-inlays@lux-ident.com
www.lux-ident.com

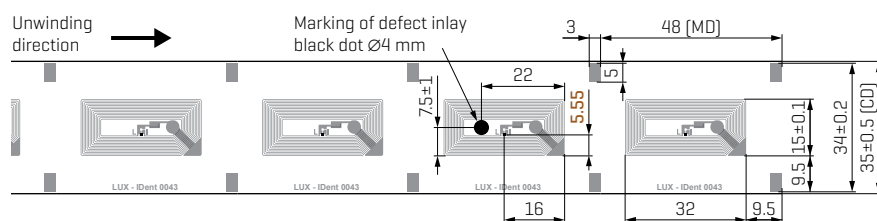
LUX-IDent Germany GmbH – branch office [sales, R & D]
Rudolf-Diesel-Ring 21, 82054 Sauerlach, Germany
Tel.: +49 8104 805 502
e-mail: smart-inlays@lux-ident.com
www.lux-ident.com



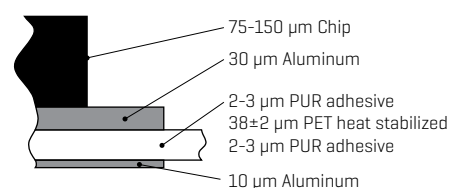
A range of applications.

LUX-IDent smart inlays are ultra-thin, flexible and designed to be combined with the ideal RFID chip type to attain highest possible performance level at minimum cost.

INLAY OVERVIEW WITH DIMENSIONS – IN REEL FORMAT [mm]



CROSS SECTION



The chip position in CD direction can vary depending on the inlay tuning frequency and chip size [type].

The inlays are ready for converting into various types of smart labels / tickets / tags as typically used for RFID applications in:

- Logistics
- Asset management
- Supply chain management
- Transportation
- Identification and authentication
- NFC

RFID CHIP TYPES

Manufacturer Standard	Chip type
NXP	
ISO 15693	ICODE® family
ISO 18000 3M3	
ISO 14443A	MIFARE® DESFire®, MIFARE Plus® SE, MIFARE Plus® EV1
NFC	NTAG™413 DNA, ICODE SLIX, ICODE SLIX2
Infineon	
ISO 15693	my-d™ vicinity
ISO 14443A	
NFC	
STMicroelectronics	
ISO 15693	ST25TV512, ST25TV02k
ISO 14443A	
NFC	ST25TV512, ST25TV02k
EM Microelectronic	
ISO 15693	EM4233 SLIC, EM4237 SLIC/SLIX
NFC	
Fujitsu	
ISO 15693	MB89R-family

Other ICs are available upon request.

RELIABILITY

Operation temperature	-25°C to 70°C/85°C, depending on chip specification
Storage conditions	1 year at 10°C to 25°C, maximum 60% relative humidity
Thermal humidity test	168h at 85°C / 85% humidity
Temperature cycle resistance	250 cycles at -40°C to 85°C
Bending	Chip upside: Ø 30mm - 15N 35mm [CD] 30N 48mm [CD] Chip downside: Ø 40mm - 15N 35mm [CD] 30N 48mm [CD]
Shear force onto chip	10N / mm ² chip area
ESD voltage immunity	±2kV max. peak - human body model [HBM] accord. to chip specification

INLAY DELIVERY DETAILS

Quantity on reel	5,000 / 10,000
Reel dimension	Ø Reel: 265 mm / 365 mm Ø Core: 76.2 mm [3"]
QC inspection inline	100% electrical UID test with bad marking of rejected inlays

LUX-IDent products are not designed, intended, authorized or warranted to be suitable for life support applications or any other life critical applications which could involve potential risk of death, personal injury or severe property or environmental damage.

LUX-IDent assumes neither liability nor responsibility for the technical performance and specifications of the RFID chip type used in the transponder inlay.

Link to chip specification:

<http://www.lux-ident.com/chip-technologies>