



HF & NFC Inlay

45 × 76 mm




[AI]

13.56 MHz RFID Transponder Inlay

Product codes:

- L15-045076A11-xxx [17 pF]
- L15-045076B11-xxx [23.5 pF]
- L15-045076C11-xxx [50 pF]



LUX-Ident s.r.o. – headquarters [production, sales, R & D]
Tovární 368, 563 01 Lanškroun, Czech Republic
Tel.: +420 465 352 500
e-mail: smart-inlays@lux-ident.com
www.lux-ident.com

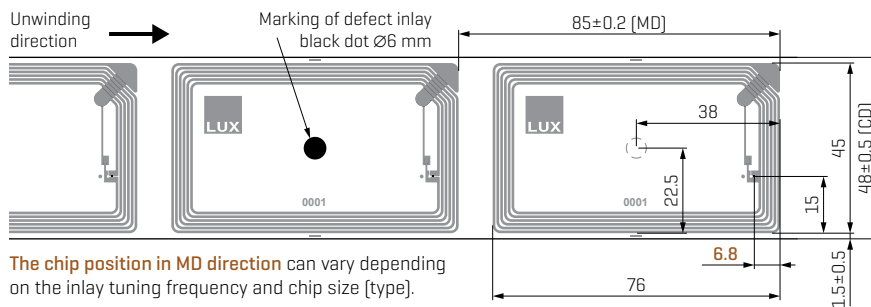
LUX-Ident Germany GmbH – branch office [sales, R & D]
Rudolf-Diesel-Ring 21, 82054 Sauerlach, Germany
Tel.: +49 8104 805 502
e-mail: smart-inlays@lux-ident.com
www.lux-ident.com



A range of applications.

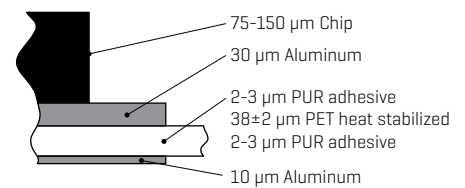
LUX-IDent smart inlays are ultra-thin, flexible and designed to be combined with the ideal RFID chip type to attain highest possible performance level at minimum cost.

INLAY OVERVIEW WITH DIMENSIONS - IN REEL FORMAT [mm]



The chip position in MD direction can vary depending on the inlay tuning frequency and chip size [type].

CROSS SECTION



The inlays are ready for converting into various types of smart labels / tickets / tags as typically used for RFID applications in:

- Logistics
- Asset management
- Supply chain management
- Transportation
- Identification and authentication
- NFC

RFID CHIP TYPES

| Manufacturer Standard | Chip type |
|----------------------------|---|
| NXP | |
| ISO 15693 ISO 18000 3M3 | ICODE® family |
| ISO 14443A | MIFARE Classic®, MIFARE Ultralight®, MIFARE Plus®, MIFARE® DESFire®, NTAG™ family |
| NFC | MIFARE Ultralight®, MIFARE Plus®, MIFARE® DESFire®, NTAG™ family |
| Infineon | |
| ISO 15693 | my-d™ vicinity |
| ISO 14443A | my-d™ proximity, my-d™ move, SLE77xxx [A/B], CIPURSE™ products |
| NFC | my-d™ NFC, my-d™ move NFC, CIPURSE™ products |
| STMicroelectronics | |
| ISO 15693 | ST25TVxxx family |
| ISO 14443A | ST25TAxxx family |
| NFC | ST25TAxxx family |
| EM Microelectronic | |
| ISO 15693 | EM4237 SLIC/SLIX |
| NFC | EM4423, NF4 |
| Fujitsu | |
| ISO 15693 | MB89R-family |

Other ICs are available upon request.

RELIABILITY

| | |
|------------------------------|--|
| Operation temperature | -25°C to 70°C/85°C, depending on chip specification |
| Storage conditions | 1 year at 10°C to 25°C, maximum 60% relative humidity |
| Thermal humidity test | 168h at 85°C / 85% humidity |
| Temperature cycle resistance | 250 cycles at -40°C to 85°C |
| Bending | Chip upside: Ø 30mm - 15N 35mm [CD] 30N 48mm [CD] Chip downside: Ø 40mm - 15N 35mm [CD] 30N 48mm [CD] |
| Shear force onto chip | 10N / mm ² chip area |
| ESD voltage immunity | ±2kV max. peak - human body model (HBM) accord. to chip specification |

INLAY DELIVERY DETAILS

| | |
|----------------------|--|
| Quantity on reel | 5,000 / 10,000 |
| Reel dimension | Ø Reel: 265 mm / 365 mm Ø Core: 76.2 mm [3"] |
| QC inspection inline | 100% electrical UID test with bad marking of rejected inlays |

LUX-IDent products are not designed, intended, authorized or warranted to be suitable for life support applications or any other life critical applications which could involve potential risk of death, personal injury or severe property or environmental damage.

LUX-IDent assumes neither liability nor responsibility for the technical performance and specifications of the RFID chip type used in the transponder inlay.

Link to chip specification:
<http://www.lux-ident.com/chip-technologies>